



District Report Card: 2017


State: Punjab	District: Fazilka
Class: 8	Subject: Language
Schools: 51	Students: 1211


Participation/Coverage


Students

GENDER 	Boys		Girls	
	Number	%	Number	%
	647	53.43	564	46.57

AREA 	Rural		Urban	
	Number	%	Number	%
	1067	88.11	144	11.89

CATEGORY 	SC		ST		OBC		GEN	
	Number	%	Number	%	Number	%	Number	%
	768	63.42	4	0.33	331	27.33	108	8.92

CWSN 	LD	VI	HI	S&LD	ID	Oth
	2	5	0	1	4	4

Management 	Government		Government-aided	
	Number	%	Number	%
	1162	95.95	49	4.05

Average Performance of Students in Language (%)

Overall	Gender		Area		Management		Social Group			
	Male	Female	Rural	Urban	Govt.	Aided	SC	ST	OBC	GEN
53.63	53.01	54.34	53.66	53.38	53.42	58.64	52.47	65.00	56.05	54.07

Performance on Learning Outcomes (LOs)

Learning Outcomes	Description	Average Performance(%)
L813	Read textual/non-textual materials with comprehension and identifies the details, characters, main idea and sequence of ideas and events while reading	53.63

Range of Performance of Students who Answered Correctly							
Below 30%		30% - 50%		50% - 75%		Above 75%	
Number	%	Number	%	Number	%	Number	%
188	15.52	326	26.92	501	41.37	196	16.18

Lowest Performing Learning Outcomes (LOs)

1 - Read textual/non-textual materials with comprehension and identifies the details, characters, main idea and sequence of ideas and events while reading (53.63)